

Placing your myStory order

Go to your Project Gallery (in the myStory Corner menu, you need to be logged in to see this section). You can filter on the project type by making your selection from the left hand menu.

myStory Project Gallery

Projects you have uploaded to the options below. Hover your mouse over the project to see the 'Preview/Share'.

- ✓ Add to Order
- > Preview / Share
- 📄 Download page
- ✕ Delete from gallery

images below. To view projects of a specific type select the project type from the options for that item, including 'Add to Order', 'Download Page' and

PHOTO GIFTS (NEW!)

Mini Canvas
Ceramic Tiles


PHOTO BLOCKS

All Photo Blocks

BOOKS & CALENDARS



first book_001



first book_004



first book_002



first book_001

Small myStory Page
Uploaded on 27 Mar 2014

Small myStory Page
Uploaded on 19 Sep 2013

Small myStory Page
Uploaded on 19 Sep 2013

Small myStory Page
Uploaded on 19 Sep 2013

Hover your mouse over the project you wish to order, and then choose **Add to Order** from the pop up menu. **In this example we selected a small Page Print.**

PHOTO GIFTS (NEW!)

Mini Canvas
Ceramic Tiles

PHOTO BLOCKS

All Photo Blocks

BOOKS & CALENDARS

Photo Books
Wall Calendars
Desk Calendars

PAGE PRINTS

Small Pages (8x8)
Large Pages (12x12)
Posters (20x30)

Small myStory Page Print

Select additional pages to add to this order from your Gallery

Click "View Order" when you are ready to place your order.

Clear Order

- ✓ Add to Order
- > Preview / Share
- 📄 Download page
- ✕ Delete from gallery



first book_001



first book_004



first book_002



first book_001

Small myStory Page
Uploaded on 27 Mar 2014

Small myStory Page
Uploaded on 19 Sep 2013

Small myStory Page
Uploaded on 19 Sep 2013

Small myStory Page
Uploaded on 19 Sep 2013

If you are ordering Page Prints, Photo Blocks, Mini Canvas or Ceramic Tiles you can repeat the 'Add to Order' process with the available selections, if you wish to order multiples of the same item.

Note: A check mark ('tick') on an image indicates that item has been added to your order.

When you have finished, click View Order.

[View Order \(4 items\)](#)

Page Prints are available in Matte, Gloss or Paper. Make your selection under 'Printing Style'. If you are ordering a poster, you will have the choice of Matte or Gloss. If you are ordering Photo Blocks you will have the choice of White Gloss, White Matte, Black Gloss and Black Matte. All items on the order must have the same printing style.



If you are ordering a Photo Book, Calendar, Mini Canvas or Ceramic Tile you will not see these 'Printing Style' options.

Your **Small myStory Page Print** Order Printing Style

Hi Lisa, here are the items you have selected for printing. You can select additional pages from the [Project Gallery](#)

If you have everything you need then go ahead and click the checkout button.

Matte **Gloss** Paper

	Description	RRP Price	Qty	Total
	first book_002 - myStory Page Print - Small (Gloss)	\$9.60	1 	9.60
			Update	
			1	\$9.60

[Cancel Order](#) [Checkout](#)

Adjust the quantity if you need to, and when you are satisfied your order is correct click **Checkout** and progress through to delivery details, payment and order completion.

...and you're done!